

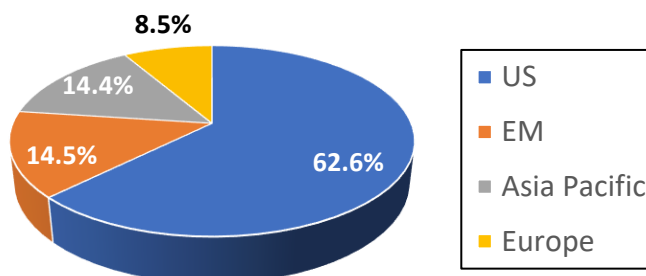
MYTHEO GROWTH PORTFOLIO

Inception Date: 28 Jun 2019
Portfolio Currency: MYR
Asset Type: Equity
Management Fee: up to 1.00% p.a.

Objective

Investors who want long-term capital growth

Portfolio Allocation



Important Facts

1. Investors who are accumulating assets. Currently, earning regular income which exceeds their living expenses. Does not have immediate need for large amounts of cash and wants to save for a future property purchase or for retirement.
2. To achieve high return in the long term at similar level to growth of global equity market.
3. The growth portfolio is suitable for investors who would like to gain global equity exposure via ETFs to countries which include but not limited to the US, the UK, China, India, Europe, Australia, Germany, Hong Kong, Japan, Singapore, Taiwan, Mexico and Brazil.

Top 5 Holdings

1. VANGUARD VALUE - 19.69%
2. INVESCO NASDAQ 100 ETF - 16.79%
3. VANGUARD FTSE EMERGING MARKETS - 14.46%
4. VANGUARD FTSE PACIFIC - 14.43%
5. INVESCO S&P 500 PURE VALUE - 11.78%

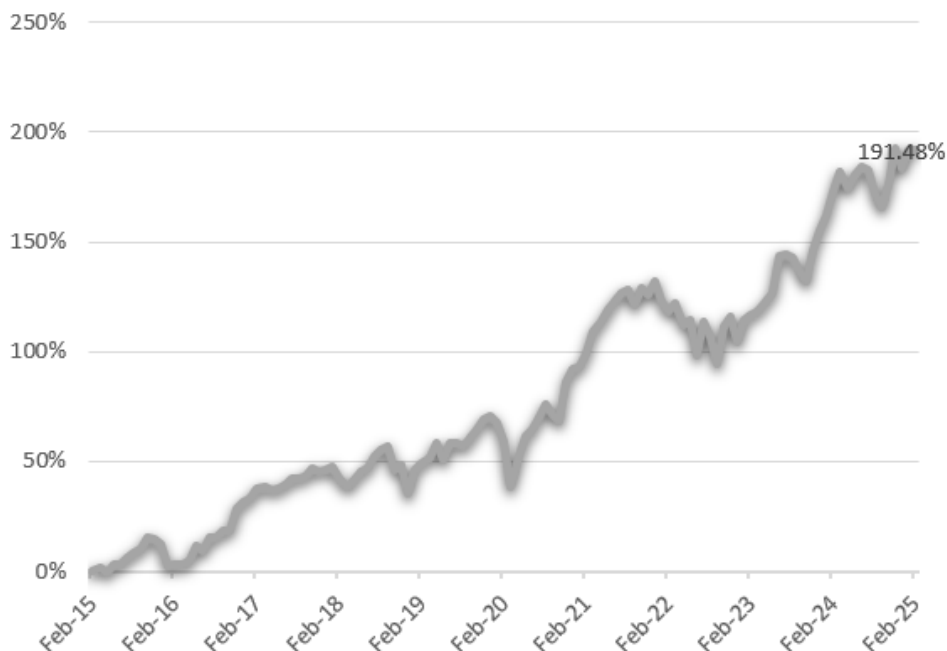
Annualised Performance

1 Year	6.85%
3 Years	10.1%
5 Years	12.9%
10 Years	11.3%

Source: GAX MD Sdn Bhd, March 2025.

Annualised returns as at 28th February 2025. Past performance is not indicative of future results and no representation or warranty is made regarding future performance. All data calculated for this simulation performance used data sourced from Bloomberg. The return is gross annualized for the purpose of this simulation.

MYTHEO GROWTH PORTFOLIO 10-YEAR Cumulative Performance



Source: GAX MD Sdn Bhd, March 2025.

In MYR, as at 28th February. Past performance is not indicative of future results and no representation or warranty is made regarding future performance. All data calculated for this simulation performance used data sourced from Bloomberg. The return is gross annualized for the purpose of this simulation.

Actual Fund Performance (%)

MYR (%)	YTD	3M	6M	1Y	3Y	2024	2023	2022	2021	Since Inception
Growth	3.29	-0.13	8.16	6.32	29.26	10.49	20.70	-12.23	17.93	60.80

Source: GAX MD Sdn Bhd, March 2025.

As at 28th February 2025. Past performance is not indicative of future results and no representation or warranty is made regarding future performance. All data calculated for this table is based on actual performance.

Disclaimer: The information contained herein does not constitute an offer, invitation or solicitation to invest in GAX MD Sdn Bhd ("GAXMD"). No part of this document may be circulated or reproduced without prior permission of GAXMD. Any investment product or service offered by GAXMD is not obligations of, deposits in or guaranteed by GAXMD. Investment in shares and bonds may go up as well as down. If investors are in any doubt about any feature or nature of the investment, they should consult GAXMD to obtain further information before investing or seek other professional advice for their specific investment needs or financial situations. Information contained herein is subject to change without any notice. Under all circumstances, investors are advised to consider the fees and charges involved before investing. To the best knowledge of the Manager and the Investment Manager, transaction undertaken by or on behalf of the portfolios is done in the interest of the portfolio holders. Where a conflict of interest arises due to the Director's holding substantial shareholding or directorship of a company and the portfolios invest in that particular company's securities, the said member shall refrain from any decision-making relating to that particular company's securities. There are risks involve, and investors should rely on their own evaluation or should consult a professional adviser to access the merits and risks before investing.

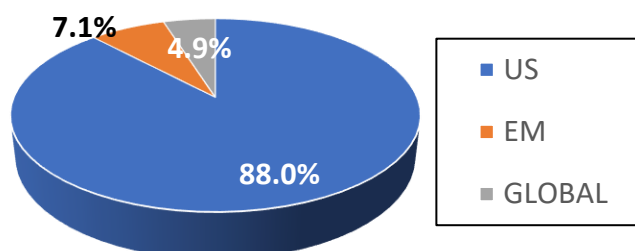
MYTHEO INCOME PORTFOLIO

Inception Date: 28 Jun 2019
Portfolio Currency: MYR
Portfolio Type: Fixed Income
Management Fee: up to 1.00%p.a

Objective

Investors who want low risk and regular income

Portfolio Allocation



Important Facts

1. Investors who are retired. Currently not earning regular income so living expenses exceed income. Funding living expenses from pension or savings and hence wants as much income as possible from this portfolio. Also, does not want to take risk of large fall in value of portfolio.
2. To earn regular, high and stable levels of income with lower volatility in the market value of the portfolio.
3. The income portfolio is suitable for investors who would like to gain global exposure to fixed income instruments via ETFs which include but not limited to aggregate bonds, government bonds, emerging market bonds and treasury.

Top 5 Holdings

1. ISHARES 3-7 YEAR TREASURY BONDS - 17.01%
2. ISHARES SHORT-TERM CORPORATE - 14.89%
3. ISHARES 20+ YEAR TREASURY BONDS - 13.10%
4. ISHARES FLOATING RATE BONDS - 13.02%
5. SPDR BLACKSTONE/GSO SENIOR LOAN - 9.99%

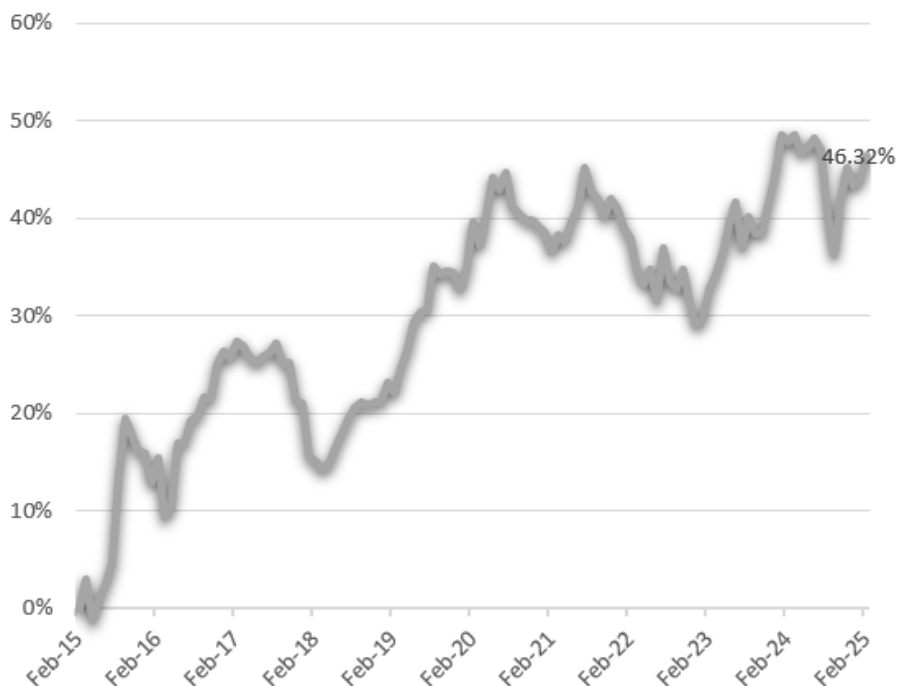
Annualised Performance

1 Year	-1.1%
3 Year	2.0%
5 Year	1.0%
10 Year	3.9%

Source: GAX MD Sdn Bhd, March 2025.

Annualised returns as at 28th February 2025. Past performance is not indicative of future results and no representation or warranty is made regarding future performance. All data calculated for this simulation performance used data sourced from Bloomberg. The return is gross annualized for the purpose of this simulation.

MYTHEO INCOME PORTFOLIO 10-YEAR Cumulative Performance



Source: GAX MD Sdn Bhd, March 2025.

In MYR, as at 28th February 2025. Past performance is not indicative of future results and no representation or warranty is made regarding future performance. All data calculated for this simulation performance used data sourced from Bloomberg. The return is gross annualized for the purpose of this simulation.

Actual Fund Performance (%)

MYR (%)	YTD	3M	6M	1Y	3Y	2024	2023	2022	2021	Since Inception
Income	2.41	1.01	4.94	-1.74	5.41	-1.61	12.05	-8.73	0.84	10.60

Source: GAX MD Sdn Bhd, March 2025.

As at 28th February 2025. Past performance is not indicative of future results and no representation or warranty is made regarding future performance. All data calculated for this table is based on actual performance.

Disclaimer: The information contained herein does not constitute an offer, invitation or solicitation to invest in GAX MD Sdn Bhd ("GAXMD"). No part of this document may be circulated or reproduced without prior permission of GAXMD. Any investment product or service offered by GAXMD is not obligations of, deposits in or guaranteed by GAXMD. Investment in shares and bonds may go up as well as down. If investors are in any doubt about any feature or nature of the investment, they should consult GAXMD to obtain further information before investing or seek other professional advice for their specific investment needs or financial situations. Information contained herein is subject to change without any notice. Under all circumstances, investors are advised to consider the fees and charges involved before investing. To the best knowledge of the Manager and the Investment Manager, transaction undertaken by or on behalf of the portfolios is done in the interest of the portfolio holders. Where a conflict of interest arises due to the Director's holding substantial shareholding or directorship of a company and the portfolios invest in that particular company's securities, the said member shall refrain from any decision-making relating to that particular company's securities. There are risks involve, and investors should rely on their own evaluation or should consult a professional adviser to access the merits and risks before investing.

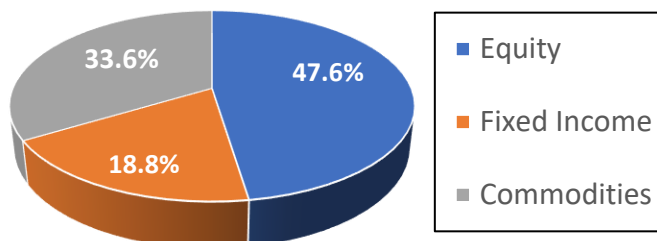
MYTHEO INFLATION HEDGE PORTFOLIO

Inception Date: 28 Jun 2019
Portfolio Currency: MYR
Portfolio Type: Real Assets
Management Fee: up to 1.00%p.a

Objective

Investors who want to protect the real value of their assets.

Portfolio Allocation



Important Facts

1. Investors with significant asset holdings. Investors are not concerned about being able to fund living expenses but want to avoid having the value of their assets eroded by inflation.
2. To protect the real value of the assets in the portfolio.
3. The inflation hedge portfolio is suitable for investors who would like to gain exposure to real assets ETFs which include but not limited to gold, oil, real estate, agriculture and treasury inflation protected securities.

Top 5 Holdings

1. ISHARES US REAL ESTATE ETF - 30.00%
2. ISHARES TIPS BOND ETF - 18.81%
3. ISHARES GOLD TRUST - 15.00%
4. INVESCO DB BASE METALS F - 8.01%
5. ISHARES GLOBAL INFRASTRUCTUR - 6.00%

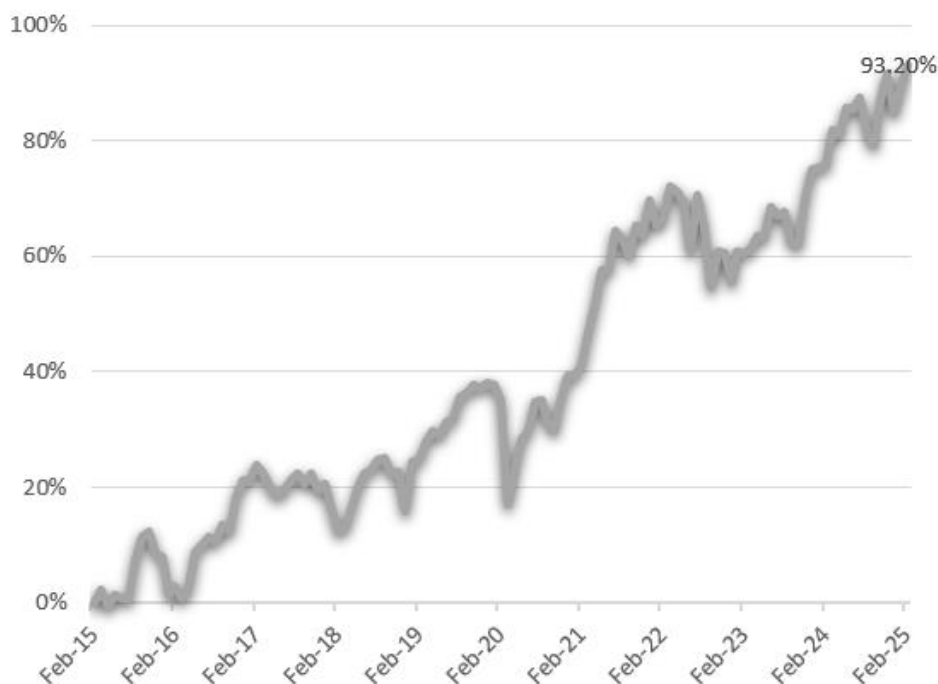
Annualised Performance

1 Year	10.0%
3 Year	5.1%
5 Year	7.4%
10 Year	6.8%

Source: GAX MD Sdn Bhd, March 2025.

Annualised returns as at 28th February 2025. Past performance is not indicative of future results and no representation or warranty is made regarding future performance. All data calculated for this simulation performance used data sourced from Bloomberg. The return is gross annualized for the purpose of this simulation.

MYTHEO INFLATION HEDGE PORTFOLIO 10-YEAR Cumulative Performance



Source: GAX MD Sdn Bhd, March 2025.

In MYR, as at 28th February 2025. Past performance is not indicative of future results and no representation or warranty is made regarding future performance. All data calculated for this simulation performance used data sourced from Bloomberg. The return is gross annualized for the purpose of this simulation.

Actual Fund Performance (%)

MYR (%)	YTD	3M	6M	1Y	3Y	2024	2023	2022	2021	Since Inception
Inflation Hedge	4.99	1.20	7.49	9.45	16.08	4.87	13.38	-8.64	20.70	41.80

Source: GAX MD Sdn Bhd, March 2025.

As at 28th February 2025. Past performance is not indicative of future results and no representation or warranty is made regarding future performance. All data calculated for this table is based on actual performance.

Disclaimer: The information contained herein does not constitute an offer, invitation or solicitation to invest in GAX MD Sdn Bhd ("GAXMD"). No part of this document may be circulated or reproduced without prior permission of GAXMD. Any investment product or service offered by GAXMD is not obligations of, deposits in or guaranteed by GAXMD. Investment in shares and bonds may go up as well as down. If investors are in any doubt about any feature or nature of the investment, they should consult GAXMD to obtain further information before investing or seek other professional advice for their specific investment needs or financial situations. Information contained herein is subject to change without any notice. Under all circumstances, investors are advised to consider the fees and charges involved before investing. To the best knowledge of the Manager and the Investment Manager, transaction undertaken by or on behalf of the portfolios is done in the interest of the portfolio holders. Where a conflict of interest arises due to the Director's holding substantial shareholding or directorship of a company and the portfolios invest in that particular company's securities, the said member shall refrain from any decision-making relating to that particular company's securities. There are risks involve, and investors should rely on their own evaluation or should consult a professional adviser to access the merits and risks before investing.

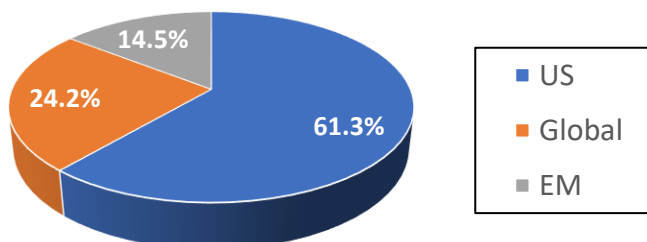
MYTHEO GLOBAL ESG PORTFOLIO

Inception Date: 19 October 2021
 Portfolio Currency: MYR
 Portfolio Type: Equity
 Management Fee: up to 1.00% p.a.

Objective

To achieve high return in the long term through equity investment with positive environment, social and governance characteristics.

Portfolio Allocation



Important Facts

1. MYTHEO Global ESG mainly invest in ESG-related equity ETFs. ESG-related equity ETFs are ETFs whose investment policy is to invest mainly in companies that consider the environment, society, and corporate governance.
2. MYTHEO Global ESG is recommended for clients interested in environmental activities, social contribution and sustainability. By selecting MYTHEO Global ESG, you will invest in a range of ESG related ETFs and, through time, this should help contribute to solving social issues.
3. MYTHEO Global ESG is to reap the capital appreciation on investments in the medium to long term, coupled with an opportunity to participate and support global efforts in the gradual adoption of environmental, social and governance programmes.

Top 5 Holdings

1. ISHARES ESG AWARE MSCI EAFE ETF - 24.23%
2. ISHARES ESG AWARE MSCI USA ETF - 20.76%
3. NUVEEN ESG LARGE-CAP VALUE ETF - 19.75%
4. NUVEEN ESG LARGE-CAP GROWTH ETF - 16.11%
5. ISHARES ESG AWARE MSCI EM ETF - 14.46%

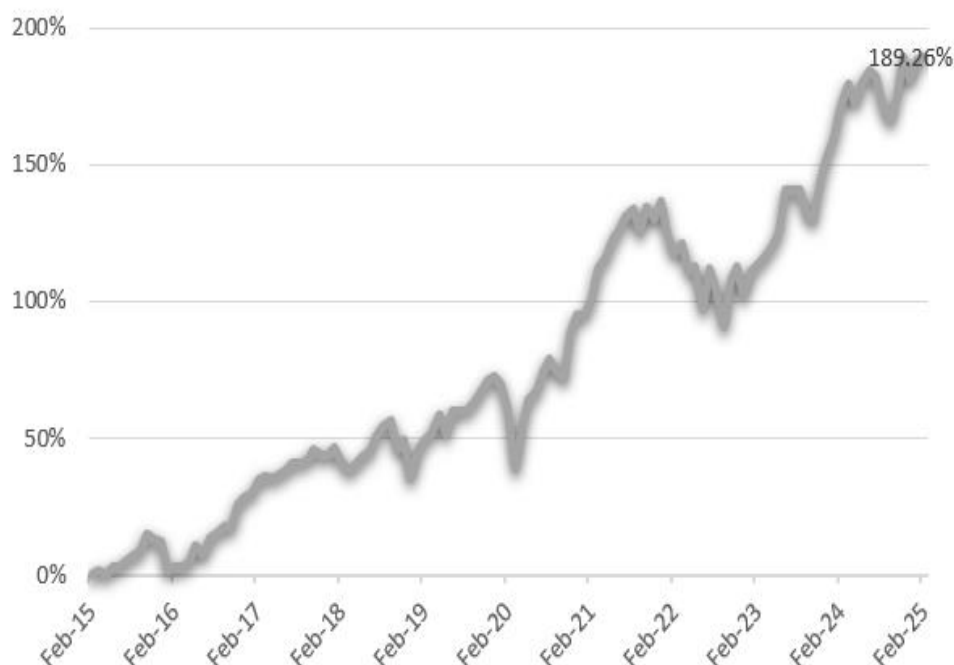
Annualised Performance

1 Year	6.9%
3 Year	10.0%
5 Year	12.4%
10 Year	11.2%

Source: GAX MD Sdn Bhd, March 2025.

Annualised returns as at 28th February 2025. Past performance is not indicative of future results and no representation or warranty is made regarding future performance. All data calculated for this simulation performance used data sourced from Bloomberg. The return is gross annualized for the purpose of this simulation.

MYTHEO GLOBAL ESG PORTFOLIO 10-YEAR Cumulative Performance



Source: GAX MD Sdn Bhd, March 2025.

In MYR, as at 28th February 2025. Past performance is not indicative of future results and no representation or warranty is made regarding future performance. All data calculated for this simulation performance used data sourced from Bloomberg. The return is gross annualized for the purpose of this simulation.

Actual Fund Performance (%)

MYR (%)	YTD	3M	6M	1Y	3Y	2024	2023	2022	Since Inception
Global ESG	3.56	0.35	7.41	6.24	32.07	9.87	23.95	-14.34	21.60

Source: GAX MD Sdn Bhd, March 2025.

As at 28th February 2025. Past performance is not indicative of future results and no representation or warranty is made regarding future performance. All data calculated for this table is based on actual performance.

Disclaimer: The information contained herein does not constitute an offer, invitation or solicitation to invest in GAX MD Sdn Bhd ("GAXMD"). No part of this document may be circulated or reproduced without prior permission of GAXMD. Any investment product or service offered by GAXMD is not obligations of, deposits in or guaranteed by GAXMD. Investment in shares and bonds may go up as well as down. If investors are in any doubt about any feature or nature of the investment, they should consult GAXMD to obtain further information before investing or seek other professional advice for their specific investment needs or financial situations. Information contained herein is subject to change without any notice. Under all circumstances, investors are advised to consider the fees and charges involved before investing. To the best knowledge of the Manager and the Investment Manager, transaction undertaken by or on behalf of the portfolios is done in the interest of the portfolio holders. Where a conflict of interest arises due to the Director's holding substantial shareholding or directorship of a company and the portfolios invest in that particular company's securities, the said member shall refrain from any decision-making relating to that particular company's securities. There are risks involve, and investors should rely on their own evaluation or should consult a professional adviser to access the merits and risks before investing.

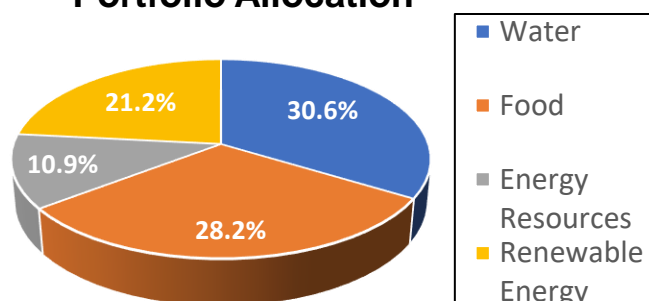
MYTHEO ESSENTIAL PRODUCTS PORTFOLIO

Inception Date: 9 November 2023
Portfolio Currency: MYR
Portfolio Type: Equity
Management Fee: up to 1.00% p.a.

Objective

To provide risk-adjusted equity participation to themes fundamental to the persistence of every day life.

Portfolio Allocation



Important Facts

1. MYTHEO Essential Products invests in equity ETFs that are exposed to essential sectors; surrounding food, water and energy.
2. MYTHEO Essential Products is suitable for investors seeking diversification into a thematic portfolio on top of their core portfolio. MYTHEO Essential Products is designed to seize investment opportunities emerging from technological breakthroughs and evolving business models within the essential sectors.
3. MYTHEO Essential Products aims to reap capital appreciation on investments over the medium to long-term period. By strategically investing in equity ETFs addressing supply-demand gap in these essential themes, the portfolio seeks to generate sustainable growth and provide positive social impacts.

Top 5 Holdings

1. FIRST TRUST WATER ETF - 15.58%
2. INVESCO S&P GLOBAL WATER IND - 15.00%
3. ISHARES MSCI AGRICULTURE PRO - 14.62%
4. VANECK AGRIBUSINESS ETF - 13.56%
5. ENERGY SELECT SECTOR SPDR - 10.88%

Annualised Performance

1 Year	-5.3%
3 Year	-0.4%
5 Year	11.31%

Source: GAX MD Sdn Bhd, March 2025.

Annualised returns as at 28th February 2025. Past performance is not indicative of future results and no representation or warranty is made regarding future performance. All data calculated for this simulation performance used data sourced from Bloomberg. The return is gross annualized for the purpose of this simulation.

MYTHEO ESSENTIAL PRODUCTS PORTFOLIO 10-YEAR Cumulative Performance



Source: GAX MD Sdn Bhd, March 2025.

In MYR, as at 28th February 2025. Past performance is not indicative of future results and no representation or warranty is made regarding future performance. All data calculated for this simulation performance used data sourced from Bloomberg. The return is gross annualized for the purpose of this simulation.

Actual Fund Performance (%)

MYR (%)	YTD	3M	6M	Since Inception
Essential Products	2.98	-4.60	-0.06	2.8

Source: GAX MD Sdn Bhd, March 2025.

As at 28th February 2025. Past performance is not indicative of future results and no representation or warranty is made regarding future performance. All data calculated for this table is based on actual performance.

Disclaimer: The information contained herein does not constitute an offer, invitation or solicitation to invest in GAX MD Sdn Bhd ("GAXMD"). No part of this document may be circulated or reproduced without prior permission of GAXMD. Any investment product or service offered by GAXMD is not obligations of, deposits in or guaranteed by GAXMD. Investment in shares and bonds may go up as well as down. If investors are in any doubt about any feature or nature of the investment, they should consult GAXMD to obtain further information before investing or seek other professional advice for their specific investment needs or financial situations. Information contained herein is subject to change without any notice. Under all circumstances, investors are advised to consider the fees and charges involved before investing. To the best knowledge of the Manager and the Investment Manager, transaction undertaken by or on behalf of the portfolios is done in the interest of the portfolio holders. Where a conflict of interest arises due to the Director's holding substantial shareholding or directorship of a company and the portfolios invest in that particular company's securities, the said member shall refrain from any decision-making relating to that particular company's securities. There are risks involve, and investors should rely on their own evaluation or should consult a professional adviser to access the merits and risks before investing.

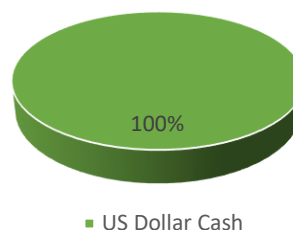
MYTHEO USD TRUST PORTFOLIO

Inception Date: 11th October 2022
Fund Currency: US Dollar
Portfolio Type: Satellite
Custodian: Malaysian Trustees Bhd
Management Fees: 0.5%p.a.

Objective

MYTHEO USD Trust Portfolio aims to give you and your portfolio security and stability. It makes periods of high volatility more tolerable by providing an avenue for investors to diversify away from riskier investments into safe haven USD Cash.

Portfolio Allocation



Important Facts

1. The portfolio aims to deliver capital preservation and liquidity, while delivering a competitive yield, through USD cash account facility.
2. The portfolio makes it more convenient for investors to minimize risk during market uncertainties and be ready to take advantage of opportunities when things pick up again.
3. The portfolio helps to better manage exchange rate fluctuations by keeping investment proceeds in USD without converting them into MYR.

USD Trust Portfolio Interest Rate

Date	Rate
28 th February 2025	3.83%

Disclaimer: Past interest rate is not a guarantee for the future and is gross of management fees charged. MYTHEO accrues the interest daily and posts actual interest monthly at the beginning of the following month.

Disclaimer: The information contained herein does not constitute an offer, invitation or solicitation to invest in GAX MD Sdn Bhd ("GAXMD"). No part of this document may be circulated or reproduced without prior permission of GAXMD. Any investment product or service offered by GAXMD is not obligations of, deposits in or guaranteed by GAXMD. Investment in shares and bonds may go up as well as down. If investors are in any doubt about any feature or nature of the investment, they should consult GAXMD to obtain further information before investing or seek other professional advice for their specific investment needs or financial situations. Information contained herein is subject to change without any notice. Under all circumstances, investors are advised to consider the fees and charges involved before investing. To the best knowledge of the Manager and the Investment Manager, transaction undertaken by or on behalf of the portfolios is done in the interest of the portfolio holders. Where a conflict of interest arises due to the Director's holding substantial shareholding or directorship of a company and the portfolios invest in that particular company's securities, the said member shall refrain from any decision-making relating to that particular company's securities. There are risks involve, and investors should rely on their own evaluation or should consult a professional adviser to access the merits and risks before investing.